
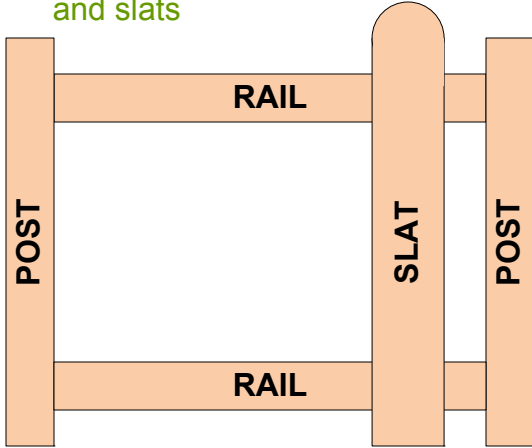


# Requirement 3g: Repair a Fence

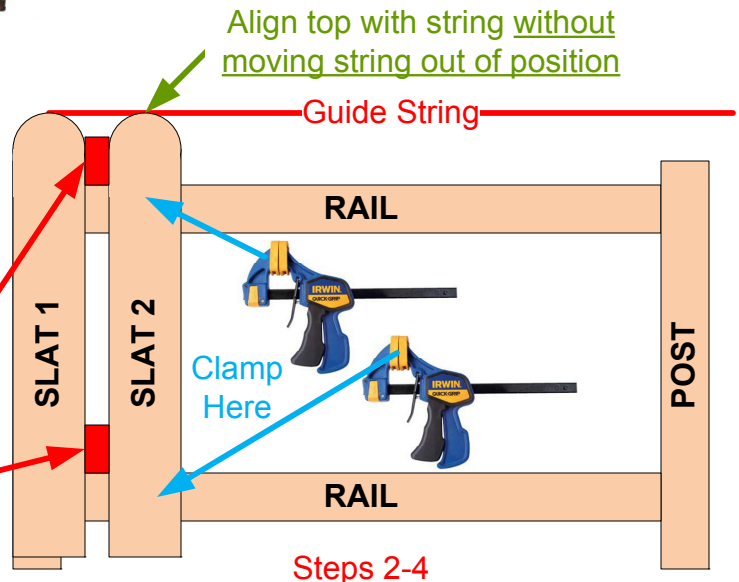
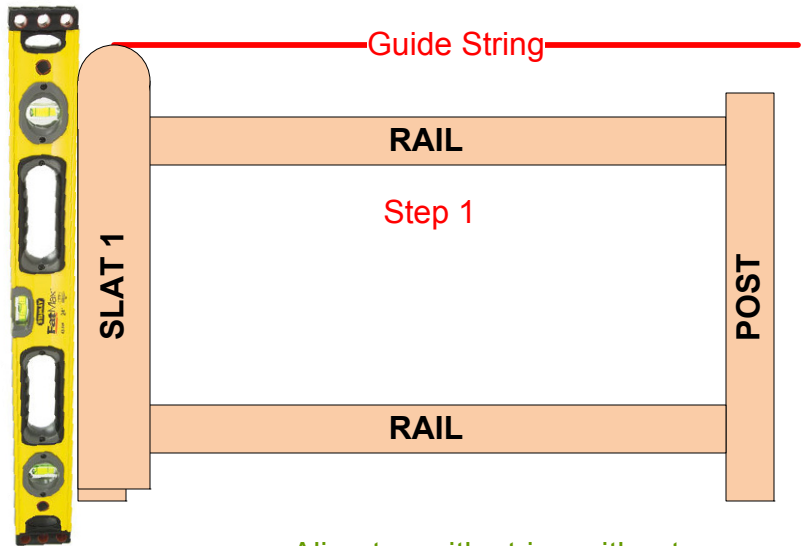
## Fence Construction

- There are many styles of fences, but they share some common construction techniques
- Common parts are posts, rails, and slats



## Building or Repairing a Fence

- We will repair a fence that already has posts and rails installed
- We will install the slats, using a guide string, a level and spacer blocks
- Step 1: Check to make sure the first slat is level, and guide string is TIGHT
- Step 2: Place a spacer block on top and bottom rails, and press slat 2 TIGHTLY against the blocks
- Step 3: Align the top of slat 2 with the guide string (**don't move the string out of position!**), and clamp in place
- Step 4: Drive screws in holes, being careful not to drive in too far
- Step 5: Repeat for remaining slats, checking for tight string and level on every 3<sup>rd</sup> slat



Spacer Blocks

Clamp Here

